





Shown in Brass Patina (BP) finish

801 CEILING LIGHT W/OPAL GLASS BOWL  
 17" WIDTH (19" point to point) 7" DEEP  
 2 EA SELF BALLASTED COMPACT FLUORESCENT SOCKETS  
 13-26 WATTS EA  
 (Equivalent to 60 to 100 watts ea, incandescent)




SPECIFY - Finish

CUSTOM MODIFICATIONS AVAILABLE - CALL FACTORY FOR PRICES



Shown in Brass Patina (BP) finish




3700 UP-LIGHT #2 CANOPY  
 18" WIDTH x 22" BODY HEIGHT  
 2 MEDIUM BASE SOCKETS, 300 WATTS MAXIMUM

SPECIFY - Finish, pitch & overall

CUSTOM MODIFICATIONS AVAILABLE - CALL FACTORY FOR PRICES



Shown in Antique Brass (AB) finish



3700 UP-LIGHT #2 CANOPY  
18" WIDTH x 22" BODY HEIGHT  
2 MEDIUM BASE SOCKETS, 300 WATTS MAXIMUM

SPECIFY - Finish, pitch & overall


CUSTOM MODIFICATIONS AVAILABLE - CALL FACTORY FOR PRICES





Shown in Brass Patina (BP) finish with #20 Finial

3713.25 UP LIGHT  
 25" WIDTH x 19.5" BODY HEIGHT  
 3 MEDIUM BASE SOCKETS, 150 WATT EACH MAXIMUM  
 Supplied with JDD Double Envelope Halogen lamps



SPECIFY - Finish, pitch and overall height  
 Order Reflector bowl, Finials, Down light  
 or crystal separately

CUSTOM MODIFICATIONS AVAILABLE - CALL FACTORY FOR PRICES



Shown in Brass Patina (BP) finish with #22 Finial

3714.14 UP LIGHT  
 14" WIDTH x 18" BODY HEIGHT (INCLUDING FINIAL)  
 2 MEDIUM BASE SOCKETS, 150 WATT EACH MAXIMUM  
 Supplied with JDD Double Envelope Halogen lamps




SPECIFY - Finish, pitch and overall height  
 Order Reflector bowl, Finials, Down light  
 or crystal separately

CUSTOM MODIFICATIONS AVAILABLE - CALL FACTORY FOR PRICES



Shown in Brass Patina (BP) finish with #22 Finial

3715.25 UP LIGHT  
25" WIDTH x 19.5" BODY HEIGHT  
3 MEDIUM BASE SOCKETS, 150 WATT EACH MAXIMUM  
Supplied with JDD Double Envelope Halogen lamps



SPECIFY - Finish, pitch and overall height  
Order Reflector bowl, Finials, Down light  
or crystal separately

CUSTOM MODIFICATIONS AVAILABLE - CALL FACTORY FOR PRICES






Shown in Overall Bronze (OB) finish with #21 Finial AND #11-25 hanger arms

3715.25 UP LIGHT

25" WIDTH x 19.5" BODY HEIGHT

3 MEDIUM BASE SOCKETS, 150 WATT EACH MAXIMUM

Supplied with JDD Double Envelope Halogen lamps



SPECIFY - Finish, pitch and overall height  
Order Reflector bowl, Finials, Down light  
or Hanger arms separately.

CUSTOM MODIFICATIONS AVAILABLE - CALL FACTORY FOR PRICES



Shown in Nickel Patina Satin (NPS) finish with Down light

3715.25 UP LIGHT


25" WIDTH x 19.5" BODY HEIGHT

3 MEDIUM BASE SOCKETS, 150 WATT EACH MAXIMUM

Supplied with JDD Double Envelope Halogen lamps

1 MEDIUM BASE (DOWN LIGHT), 75 WATT R20 MAXIMUM

Down light can be on a separate circuit.



SPECIFY - Finish.

Order Reflector bowl, Finials, Down light  
or crystal separately.

CUSTOM MODIFICATIONS AVAILABLE - CALL FACTORY FOR PRICES





Shown in Brass Patina (BP) finish with #20 Finial

3716.18 UP LIGHT  
 18" WIDTH x 22" BODY HEIGHT (INCLUDING FINIAL)  
 3 MEDIUM BASE SOCKETS, 150 WATT EACH MAXIMUM  
 Supplied with JDD Double Envelope Halogen lamps



SPECIFY - Finish, pitch and overall height.  
 Order Reflector bowl, Finials, Down light  
 or crystal separately

CUSTOM MODIFICATIONS AVAILABLE - CALL FACTORY FOR PRICES




Shown in Gold Gilt (GG) finish with #20 Finial & #512 center Husk

3717.25 CUSTOM UP LIGHT FOR RICHARD OTT, ARCHITECT  
25" WIDTH x 36" BODY HEIGHT

3 MEDIUM BASE SOCKETS, 150 WATT EACH MAXIMUM

Supplied with JDD Double Envelope Halogen lamps



SPECIFY - Finish.

Order Reflector bowl, Finials, Down light  
or crystal separately.

CUSTOM MODIFICATIONS AVAILABLE - CALL FACTORY FOR PRICES



3713-.25 Shown in Brass Patina (BP) finish with #20 Finial




3715.25 Shown in Nickel Patina Satin (NPS) finish with Down light



3715.25 Shown in Brass Patina (BP) finish with #22 Finial

UP LIGHT SERIES - 3712 thru 3717 NOW AVAILABLE IN 14", 18", 25" and 31" DIAMETERS



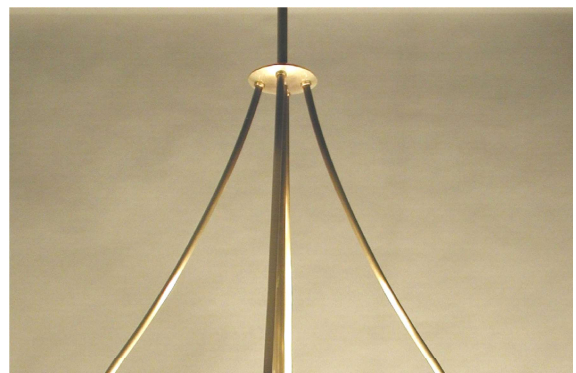


3713.25 Shown in Brass Patina (BP) finish with #20 Finial

The 3713.25 is the 3712.25 when a stem is added.

Stem mounted uplights are given a #2 canopy. The #1 or #3 canopy can be added if requested— extra cost.

Numerous options are available; please enquire



UP LIGHT SERIES - 3712 thru 3717 NOW AVAILABLE IN 14", 18", 25" and 31" DIAMETERS



3713-.25 B & W photo




3715.25 Shown in Nickel Patina Satin (NPS) finish with Down light

The 3713.25 is the 3712.25 when a stem is added.

Stem mounted uplights are given a #2 canopy. The #1 or #3 canopy can be added if requested— extra cost.

Uplights have numerous options available; please enquire.



Ceiling mount detail B & W photo

UP LIGHT SERIES - 3712 thru 3717 NOW AVAILABLE IN 14", 18", 25" and 31" DIAMETERS

No. 20



No. 22



No. 21



HGT. 3.75", 4.5" or 5.5" scaled to size of uplight

HGT. 3.5"

No. 16C




HGT. 3.75"

No. 16B




HGT. 3.5"




FINIALS FOR UPLIGHTS



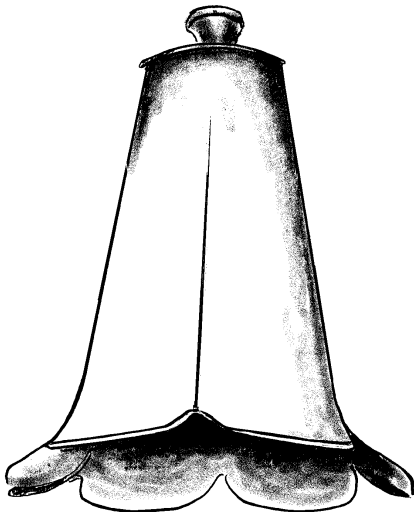
DOWN LIGHT REFLECTOR SHADES  
75 WATT R20 or 50 WATT PAR20



No. 1 Used with 3716/17 up light



No. 2 Used with 3712/13 up light



No. 3 Used with 3714/15 up light

SHADE OVERALL HEIGHT - 6.75"  
(Add to body height of individual up lights)

SHADE AVERAGE WIDTH 5.75"

Note:  
When ordered with a FIXTURE, unit will be wired into a separate circuit so that both up & down lights can be operated independent of each other if desired.



REFLECTOR DOWN LIGHT SHADES			
TYPE			
FOR:	3712 etc UP LIGHT SERIES	SCALE	N/A
Date	11/1/2004	Revised	Sheet No. 13